


Central frequency - 106.3 MHz

Passband - 2.4 MHz

Complies with Directive 2002/95/EC (RoHS)

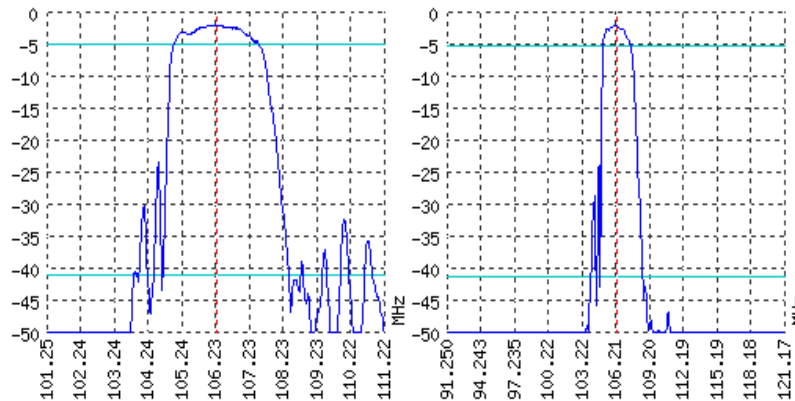


Looking for information on other SAW devices at: <http://aec-pro.com/filters.php>

Designed by: Ltd. AEC Design

Mass production: Ltd. AEC

TYPICAL PERFORMANCE



SPECIFICATIONS

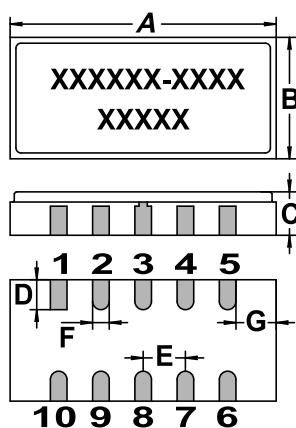
Parameter	Unit	Minimum	Typical	Maximum
Central frequency	MHz	106.25	106.3	106.35
Insertion loss	dB	-	-	2.5
Bandwidth at -3 дБ	MHz	2.4	-	-
Bandwidth at -39 дБ	MHz	-	-	6.5
Amplitude ripple	dB	-	-	3
Group Delay Ripple	ns	-	-	-
Ultimate rejection	dB	-	35	-
Operating temperature	°C	-55	22	+85
Substrate	-	-	Lithium tantalate 36	-

Notes:

- For information. Order a CKTH.433561.131 TY for a complete and updated data.
- Specification valid for measurements in AEC test fixture.

CASE DLCC 10/10-1

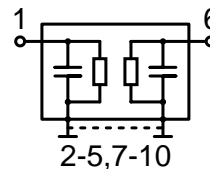
MATCHING



<http://aec-pro.com/cases.php>



DIMENSIONS (mm)	
A	16
B	7.3
C	2.61
D	1.8
E	2.54
F	1
G	2.42



Input 50 Om		Output 50 Om	
L1, nH	-	L2, nH	-
C1, pF	-	C2, pF	-

Signal input: 1  
Signal output: 6  
Ground: other pin

\*Matching condition depends on PCB layout.

Recommendations:

- Maximum permissible input signal power in the bandwidth should be less than 100 mW.
- Input signal amplitude in the stop band is limited to 5 V.
- DC voltage at the input (output) of the filter should not exceed 10 V.
- It is recommended to include the coupling capacitor between the device and the generator (load).
- SAW filters are sensitive to static electricity, therefore corresponding precautions should be taken while working with them.
- Do not expose the device to frequency vibrations more than 5 kHz. Do not use ultrasonic cleaners.

Design and production SAW filters, resonators, delay lines, sensors.

**AEC** Ltd. AEC Mass production. Acceptance - QCID.  
aec@aec-pro.com | tel./fax (812)252-93-70

**AEC** Ltd. AEC Design Design and production. Military acceptance.  
admin@aec-design.com | tel.(812)377-04-26 | fax.(812)364-60-69