


Central frequency - 603.6 MHz

Passband - 10 MHz

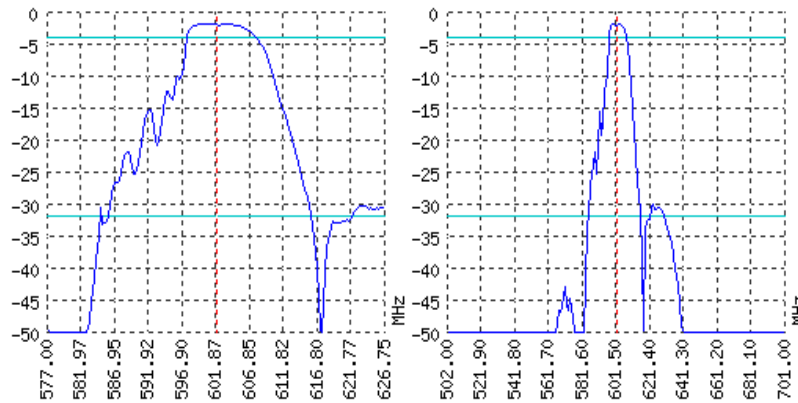
Complies with Directive 2002/95/EC (RoHS)

Looking for information on other SAW devices at: <http://aec-pro.com/filters.php>

Designed by: Ltd. AEC Design

Mass production: Ltd. AEC

## TYPICAL PERFORMANCE



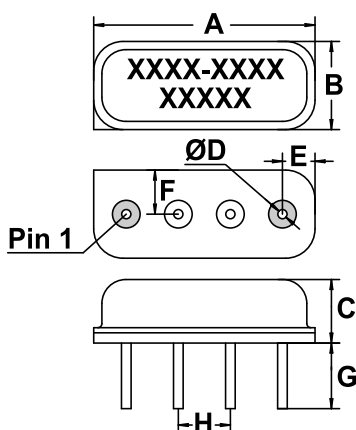
## SPECIFICATIONS

Parameter	Unit	Minimum	Typical	Maximum
Central frequency	MHz	602.8	603.6	604.4
Insertion loss	dB	-	1.9	2.2
Bandwidth at -2 дБ	MHz	9	10	-
Bandwidth at -30 дБ	MHz	-	44	-
Amplitude ripple	dB	-	0.6	1
Group Delay Ripple	ns	-	20	-
Ultimate rejection	dB	-	60	-
Operating temperature	°C	-55	22	+85
Substrate	-	-	Lithium tantalate 36	-

## Notes:

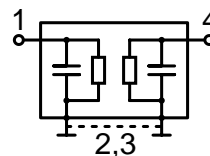
- The design, manufacturing process, and specifications of this filter are subject to change.
- Specification valid for measurements in AEC test fixture.

## CASE SIP4M


<http://aec-pro.com/cases.php>


DIMENSIONS (mm)	
A	10.8
B	4.3
C	3.3
D	0.45
E	1.59
F	2.15
G	3.2
H	2.54

## MATCHING



Input 50 Om	Output 50 Om
L1, nH	L2, nH
C1, pF	C2, pF

Signal input: 1  
Signal output: 4  
Ground: other pin

\*Matching condition depends on PCB layout.

## Recommendations:

- Maximum permissible input signal power in the bandwidth should be less than 100 mW.
- Input signal amplitude in the stop band is limited to 5 V.
- DC voltage at the input (output) of the filter should not exceed 10 V.
- It is recommended to include the coupling capacitor between the device and the generator (load).
- SAW filters are sensitive to static electricity, therefore corresponding precautions should be taken while working with them.
- Do not expose the device to frequency vibrations more than 5 kHz. Do not use ultrasonic cleaners.

Design and production SAW filters, resonators, delay lines, sensors.



Ltd. AEC Mass production. Acceptance - QCID.  
aec@aec-pro.com | tel./fax (812)252-93-70



Ltd. AEC Design Design and production. Military acceptance.  
admin@aec-design.com | tel.(812)377-04-26 | fax.(812)364-60-69