

Central frequency - 191 MHz

Passband - 0.11 MHz

Complies with Directive 2002/95/EC (RoHS)

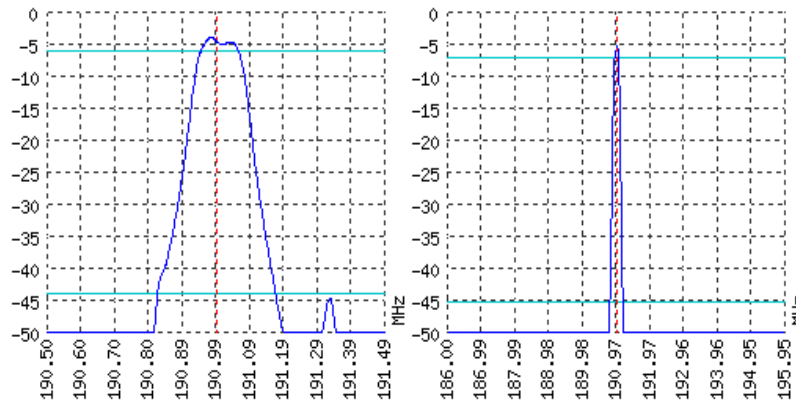


Looking for information on other SAW devices at: <http://aec-pro.com/filters.php>

Designed by: Ltd. AEC Design

Mass production: Ltd. AEC

TYPICAL PERFORMANCE



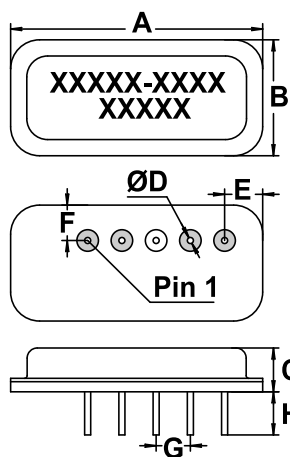
SPECIFICATIONS

Parameter	Unit	Minimum	Typical	Maximum
Central frequency	MHz	190.97	191	191.03
Insertion loss	dB	-	-	4.5
Bandwidth at -2 дБ	MHz	0.11	-	-
Bandwidth at -40 дБ	MHz	-	-	0.4
Amplitude ripple	dB	-	-	2
Group Delay Ripple	ns	-	-	-
Ultimate rejection	dB	-	60	-
Operating temperature	°C	-55	22	+85
Substrate	-	-	Quartz 37	-

Notes:

- For information. Order a CKTH.433561.30 TY for a complete and updated data.
- Specification valid for measurements in AEC test fixture.

CASE SIP6M

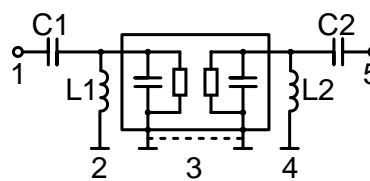


<http://aec-pro.com/cases.php>



DIMENSIONS (mm)	
A	18.7
B	8.6
C	3.25
D	0.45
E	2.826
F	2.626
G	2.54
H	3.2

MATCHING



Input 50 Om		Output 50 Om	
L1, nH	82	L2, nH	82
C1, pF	3-20	C2, pF	3-20

Signal input: 1
 Ground (input): 2
 Signal output: 5
 Ground (output): 4
 Ground: other pin

*Matching condition depends on PCB layout.

Recommendations:

- See the relevant ЦПАП for maximum permissible input signal power in the bandwidth.
- Input signal amplitude in the stop band is limited to 5 V.
- DC voltage at the input (output) of the filter should not exceed 10 V.
- It is recommended to include the coupling capacitor between the device and the generator (load).
- SAW filters are sensitive to static electricity, therefore corresponding precautions should be taken while working with them.
- Do not expose the device to frequency vibrations more than 5 kHz. Do not use ultrasonic cleaners.

Design and production SAW filters, resonators, delay lines, sensors.

AEK Ltd. AEC Mass production. Acceptance - QCID.
aec@aec-pro.com | tel./fax (812)252-93-70

AEC Ltd. AEC Design Design and production. Military acceptance.
admin@aec-design.com | tel.(812)377-04-26 | fax.(812)364-60-69